

**/ THE NEW 2015 SILVERADO HD**





**OUR MOST ADVANCED HEAVY-DUTY PICKUP EVER.** /  
**THE NEW 2015 SILVERADO HD.**

# THE STRENGTH OF EXPERIENCE. **SILVERADO HD.**

Introducing the new Silverado HD. Built heavy-duty strong to help get you through the most demanding jobs, the 2015 Silverado HD offers the proven power of our Duramax 6.6L Turbo-Diesel V8 mated to the legendary Allison® transmission—produced by the makers of military tank transmissions. Or there's the muscle of our standard Vortec 6.0L V8. The new Silverado HD is heavy-duty smart, too. With its advanced exterior and interior designs, plus safety innovations including the available Safety Alert Driver Seat, the 2015 Silverado 2500HD and 3500HD move the strong tradition of Chevy trucks decisively forward.

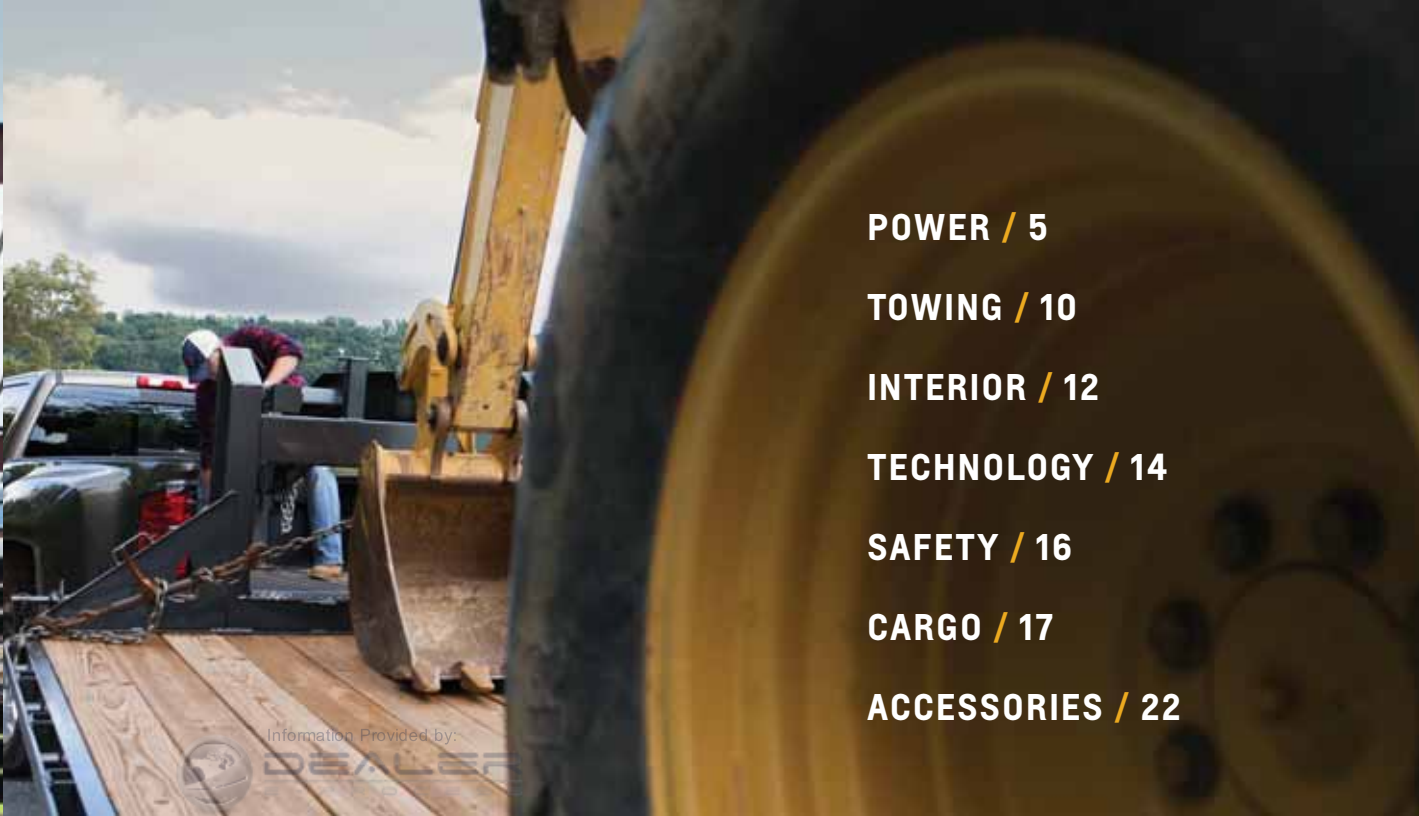
Got something serious to tow? Got a mountain to climb? Silverado 3500HD can tow up to 23,200 lbs<sup>1</sup>—without breaking a sweat. With advanced technology like Trailer Sway Control, Silverado HD is a tow vehicle that combines brute strength with engineering refinement.

You don't get to be part of the most dependable, longest-lasting full-size pickups on the road<sup>2</sup> by tampering with what works. You build on proven success. You make your best even better.

<sup>1</sup>Requires Silverado 3500HD Regular Cab DRW 4WD with available Duramax 6.6L Turbo-Diesel V8. Before you buy a vehicle or use it for trailering, carefully review the trailering section of the Owner's Manual. The weight of passengers, cargo and options or accessories may reduce the amount you can tow. <sup>2</sup>Dependability based on longevity: 1987–April 2013 Full-Size Pickup registrations.

Information Provided by:





**POWER / 5**

**TOWING / 10**

**INTERIOR / 12**

**TECHNOLOGY / 14**

**SAFETY / 16**

**CARGO / 17**

**ACCESSORIES / 22**


**NOT JUST STRONG.**  
**HEAVY-DUTY STRONG.**



# DURAMAX+ALLISON=765 LB-FT TORQUE /

If you have heavy-duty demands, you need heavy-duty strength you can count on. How's this for proven power: There are over 1 million Duramax diesels with Allison transmissions on the road today with over 100 billion miles of experience. Whether it's towing heavy equipment or hauling massive loads, Silverado HD with the available Duramax 6.6L Turbo-Diesel V8 has been getting it done year after year. In fact, with its 765 lb-ft of torque, Silverado 3500HD with the Duramax turbo-diesel engine offers you best-in-class maximum available conventional towing capacity.<sup>1</sup> Power you can trust; that's Silverado HD.

<sup>1</sup>Requires 3500HD Crew Cab DRW 4WD with available Duramax 6.6L Turbo-Diesel V8 engine. Before you buy a vehicle or use it for trailering, carefully review the trailering section of the Owner's Manual. The weight of passengers, cargo and options or accessories may reduce the amount you can tow.



# IRON WILL.

The small-block V8 has been a dependable workhorse for millions of Chevy truck owners. That heritage continues with the new 2015 Chevy Silverado 2500HD, which comes standard with the Vortec 6.0L V8. Developed for heavy-duty applications, the core features of our Vortec 6.0L are its cast-iron cylinder block, long-skirt design and cross-bolted main bearing caps—three reasons why Silverado HD isn't just tough, it's strong.

The power of our 6.0L V8 builds at a low rpm, where it counts the most in a truck—peak horsepower is reached by only 5400 rpm, while peak torque occurs at only 4200 rpm. Got a stump to pull or a trailer to tow? The torque curve of the 6.0L is broad and flat, with approximately 90 percent of peak torque available at only 2000 rpm. Paired in the new Silverado HD, the Vortec 6.0L and 6-speed automatic transmission combine to deliver a maximum towing capacity of up to 14,800 pounds.<sup>1</sup>

Bi-fuel versions of the Silverado 2500HD and 3500HD seamlessly switch between gasoline and Compressed Natural Gas (CNG). Combining the cleaner-burning CNG with gasoline gives the Silverado 2500HD a range of more than 650 miles.<sup>2</sup> And since this is a Silverado, you know it's got the power and performance to get the job done. The entire gaseous fuel system meets Chevrolet's strict quality, durability and safety testing and is covered under the extensive powertrain warranty.<sup>3</sup> The bi-fuel Silverado HD is now available in Regular Cab, 4-door Double Cab and Crew Cab 2500HD and 3500HD SRW configurations as well as standard and long box, with either two- or four-wheel drive.

<sup>1</sup>Requires 2500HD Regular Cab 2WD with Vortec 6.0L V8 engine. Before you buy a vehicle or use it for trailering, carefully review the trailering section of the Owner's Manual. The weight of passengers, cargo and options or accessories may reduce the amount you can tow. <sup>2</sup>Estimated range based on GM testing and maximum tank capacity. Your range may be less. <sup>3</sup>5 years/100,000 miles (whichever comes first). See your dealer for limited warranty details.



VORTEC 6.0L V8



AVAILABLE BI-FUEL WITH CNG

# HEAVY DUTY WITHOUT THE HEAVY WEIGHT. /

Weight robs a truck of its power and efficiency. In Silverado HD, the strategic use of high-strength steel, aluminum and other premium materials enabled engineers to create a Silverado that is stronger and more capable than previous model years.

**A / FULLY BOXED FRAME** The HD frame uses high-strength steel for the fully boxed frame rails. Nine cross-members provide lateral support. The front frame segments are hydroformed, a process that minimizes weight without sacrificing strength. Mounted to the rear frame are 3"-wide leaf springs that help achieve a maximum payload rating of


7180 lbs<sup>1</sup> on the Regular Cab model. The torsion-bar front suspension helps create Front Gross Axle Weight Ratings of up to 6000 lbs.<sup>2</sup>

**B / HIGH-STRENGTH STEEL** Its frame is highly refined, precisely tuned to help squelch vibration for a smoother ride and confident handling. And to help create a quiet cab, about two-thirds of the HD's cab structure is made from high-strength steel, including the pillars, roof rails and rocker panels.

**C / ROLLED, NOT STAMPED** Even the HD pickup bed benefits from tougher steels. HD features a roll-formed steel pickup box, which is lighter, stronger and more durable than traditional stamped-steel boxes used by major competitors.

**PROOF IS IN THE POUNDING** To help validate the design and materials for the new Silverado HD, the trucks underwent more than 6 million miles of durability testing on proving grounds and tough test roads. What about the real world? Final on-road testing in excess of 7 million miles brought total test miles to more than 13 million.

<sup>1</sup>Requires 3500HD Regular Cab DRW 2WD with Vortec 6.0L V8 engine. These maximum payload ratings are intended for comparison purposes only. Before you buy a vehicle or use it to haul people or cargo, carefully review the vehicle loading section of the Owner's Manual and check the carrying capacity of your specific vehicle on the label on the inside of the driver's door jamb. <sup>2</sup>Requires available Snow Plow Prep Package. <sup>3</sup>These maximum payload ratings are intended for comparison purposes only. Before you buy a vehicle or use it to haul people or cargo, carefully review the vehicle loading section of the Owner's Manual and check the carrying capacity of your specific vehicle on the label on the inside of the driver's door jamb.



Silverado 2500HD Crew Cab Standard Box LTZ 4WD with Duramax Diesel engine shown in Deep Ruby Metallic with a maximum payload rating of 2590 lbs.<sup>3</sup>



**GRADE IT  
ON A GRADE.  
THE STEEPER,  
THE BETTER.**



**BRUTE FORCE+TECHNOLOGICAL FINESSE=  
THE ULTIMATE TOWING MACHINE.**



# TOWING. THE SMARTER WAY.

**HILL START ASSIST** To give you extra time to switch from the brake pedal to the accelerator without rolling back, Hill Start Assist holds the brakes momentarily or until you press the accelerator.

**A / DIESEL EXHAUST BRAKE SYSTEM** The available Exhaust Brake System works with the Allison transmission's Tow/Haul mode and Automatic Grade Braking features to help reduce the amount of conventional braking needed while towing or traveling downhill.

**B / TRAILER BRAKE CONTROLLER** For control and easy monitoring of your trailer brakes, Silverado HD offers an available integrated trailer brake controller. It's located in easy reach of the steering wheel for quick adjustments, and it will operate on hydraulic or electric trailer brakes.

**C / TOW/HAUL MODE** To accelerate when trailering or hauling heavy loads, Tow/Haul mode raises transmission upshift points. It also raises downshift points using engine compression to help slow your Silverado HD instead of merely braking.

**D / REAR VISION CAMERA** The center screen serves as your monitor for the available Rear Vision Camera. Its dynamic grid lines help when backing up or hitching a trailer.

**TRAILER SWAY CONTROL** Keep both you and your trailer heading in the same direction, automatically. It detects a swaying trailer and applies both the vehicle's and the trailer's brakes (if properly equipped) to help bring it back in line.



A / AVAILABLE DIESEL EXHAUST BRAKE SYSTEM



B / AVAILABLE TRAILER BRAKE CONTROLLER



C / TOW/HAUL MODE



D / AVAILABLE REAR VISION CAMERA



**YEAH, IT'S STILL A TRUCK.**





IT DOES THE **HEAVY LIFTING** IN HERE, TOO. //

# ALL-NEW ONSTAR WITH 4G LTE **WI-FI**. BUILT IN.<sup>1</sup>

The 2015 Silverado is the first pickup to offer built-in 4G LTE Wi-Fi connectivity.<sup>2</sup> The next generation of available OnStar with 4G LTE Wi-Fi is the way to stay connected to your work. The all-new available technology turns Silverado into a fast, reliable Wi-Fi hotspot while your vehicle is on. Passengers can get work done via the high-speed wireless Internet with up to seven devices, such as tablets, laptops or mobile devices. Check Web sites, e-mails, weather and more, even from outside your truck. Plus, we've developed a new platform for streaming updates and expanded services. Now your world fits in your truck.

<sup>1</sup>Available on models built after August 2014. <sup>2</sup>Devices must be WPA2 compliant with active OnStar service and data plan. Wi-Fi devices manufactured prior to 2006 may not be compatible. Please consult your device manufacturer for information regarding the WPA2 security protocol and Wi-Fi device compatibility. Vehicle must be started or in accessory mode to access Wi-Fi. Visit [onstar.com](http://onstar.com) for details and system limitations.



# TECHNOLOGY THAT WORKS AS HARD AS YOU DO.

**A / DRIVER INFORMATION CENTER** Silverado HD's new available 4.2" diagonal color Driver Information Center (DIC) lets you choose from a menu of display themes to select what information you see and how you see it.

**B / USB AND 12V PLUG-INS** Depending on the model you choose, you'll never be far from a convenient power supply: up to six USB ports,<sup>1</sup> four auxiliary power outlets and an available 110-volt outlet keep first- and second-row passengers connected and powered up. It's the power to work.

**C / THE COMFORT OF SECURITY** The 2015 Silverado HD is the first heavy-duty full-size pickup to offer all three of these advanced safety features: Forward Collision Alert, Lane Departure Warning and the Safety Alert Driver Seat. Together, they help alert the Silverado HD driver to potential hazards on the road. That's safety on the job.

**D / A SMARTER CONNECTION** Silverado HD's available 8" diagonal LCD center touch-screen is your connection to Chevy MyLink.<sup>2</sup> It's your seamless connection to digital content. From the contacts you've got stored in your smartphone, to a selection of available on-screen apps, the screen provides instant access to information vital to your work. The available MyLink with Navigation System<sup>3</sup> adds even more advanced intelligence.

**E / FINGERTIP CONTROLS** Keep your eyes on the road while activating available Bluetooth<sup>®4</sup> phone functions using steering-wheel-mounted controls. The system links your compatible device to Silverado's audio system. You can change radio stations, set the cruise control and activate the available heated steering wheel.

**F / CENTER CONSOLE FILE CABINET** Your truck is your second office—and maybe your first. With features like an available center console storage compartment designed to double as a file cabinet, you'll have a place to keep everything organized when you're on the go.



A / DRIVER INFORMATION CENTER



B / USB AND 12V PLUG-INS



C / SAFETY ALERT DRIVER SEAT



D / COLOR TOUCH RADIO



E / FINGERTIP CONTROLS

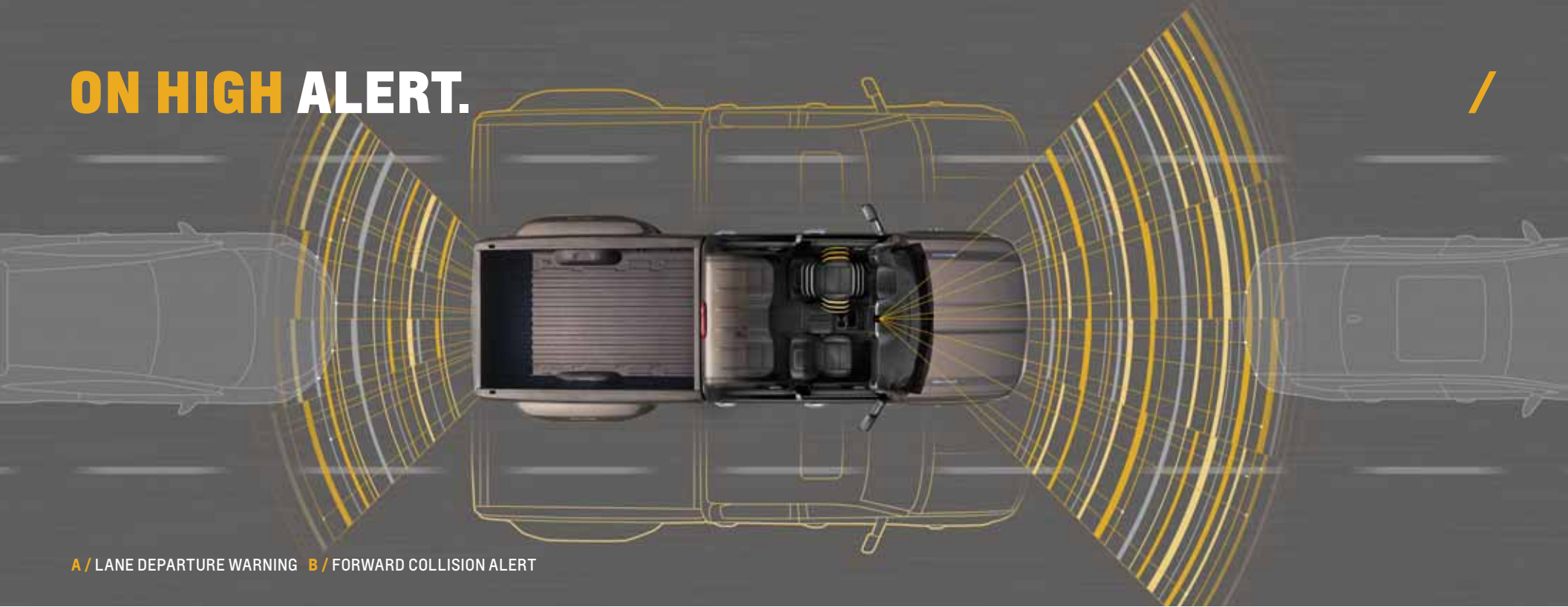


F / CENTER CONSOLE FILE CABINET

<sup>1</sup>Not compatible with all devices. <sup>2</sup>Full functionality requires compatible Bluetooth and smartphone. Some devices require USB connectivity. Data plan rates apply. <sup>3</sup>Full functionality requires compatible Bluetooth and smartphone. Some devices require USB connectivity. Map coverage available in the United States, Puerto Rico and Canada. <sup>4</sup>Go to [gmttotalconnect.com](http://gmttotalconnect.com) to find out which phones are compatible with the vehicle.



# ON HIGH ALERT.



**A /** LANE DEPARTURE WARNING **B /** FORWARD COLLISION ALERT

At Chevrolet, we believe safety is as important to truck buyers as it is to car buyers. That is why the new Silverado HD sets a benchmark for pickup truck safety. Silverado offers the Driver Alert Package. The package includes Forward Collision Alert (FCA) to warn you when you're rapidly approaching another vehicle and a collision is imminent, Lane Departure Warning (LDW) to alert you if you wander from your lane without using your turn signal, the Safety Alert Driver Seat that uses vibrations in the seat cushions to signal the direction of a potential hazard and Front and Rear Park Assist to help ease you into or out of tight spaces. Safety features are no substitute for the driver's responsibility to operate the vehicle in a safe manner. The driver should remain attentive to traffic,

surroundings and road conditions at all times. Read the vehicle Owner's Manual for more important safety information.

**SAFETY ALERT DRIVER SEAT** The available Safety Alert Driver Seat helps warn the driver of potential traffic danger using directional vibration pulses from the seat cushion. The patented warning approach is tied into other on-board crash avoidance systems.

**A / LANE DEPARTURE WARNING** This available technology alerts the driver when Silverado HD drifts over a lane line without signaling while traveling at least 35 mph.

**B / FORWARD COLLISION ALERT** To help prevent frontal crashes, this available technology alerts drivers when they are

closing in too quickly on a vehicle ahead. The warning gives the driver critical additional time to react and potentially avoid a crash.

**ABS BRAKES** Four-wheel, four-channel, antilock disc brakes (ABS) help provide straight, more controlled stops by preventing wheel lock-up in most road conditions.

**REAR VISION CAMERA** When Silverado HD's transmission is in reverse, the available Rear Vision Camera with dynamic grid lines allows the driver to view objects directly behind the vehicle via the available 8" diagonal screen in the center stack. So it's easier to back up, park or hook up a trailer.

**SIX AVAILABLE AIR BAGS** Silverado HD offers up to six air bags<sup>1</sup> and a 360-degree sensor system, including single-stage frontal air bags, head-curtain side-impact air bags with rollover protection and seat-mounted side-impact air bags.

**ONSTAR** The safety and security of OnStar<sup>2</sup> is available on Silverado HD. In the event of a crash, a vehicle sensor can automatically send an alert to a specially trained OnStar Advisor who can be immediately connected into your vehicle. Even if you can't respond, OnStar can send whatever help you need, based on GPS coordinates, crash data and a prediction of injury severity.

<sup>1</sup>Air bag inflation can cause severe injury or death to anyone too close to the bag when it deploys. Be sure every occupant is properly restrained. <sup>2</sup>Visit [onstar.com](http://onstar.com) for coverage map, details and system limitations. Services vary by model and conditions. OnStar acts as a link to existing emergency service providers. Not all vehicles may transmit all crash data.



# EVERY PAYLOAD IS A PAYDAY. /

Silverado HD offers the most innovative cargo box in its class, with features that let you customize the way you secure cargo. Four standard lower tie-downs and optional upper tie-downs can be attached in numerous locations, while integrated pocket handgrips and the CornerStep rear bumper make it easier to climb into the box. The available EZ-Lift and Lower Tailgate—dampened by a torsion spring—opens smoothly and can be closed with one hand. Available LED lamps under the bed rails make it easier to see items in the bed, even with a tonneau cover on. Standard bed rail protectors and an optional spray-in bedliner help avoid damage. Silverado HD is also equipped with the industry's best pickup coverage. For more details on coverage, including 2-year/24,000-mile recommended scheduled maintenance,<sup>1</sup> please see the inside back cover under "Important Words."



<sup>1</sup>Covers only scheduled oil changes with filter, single-axle or four-wheel tire rotations and 27-point inspections, according to your new vehicle's recommended maintenance schedule for up to 2 years or 24,000 miles, whichever comes first. Does not include air filters. Maximum of four service events. See participating dealer for other restrictions and complete details.






SPRAY-IN BEDLINER



HANDGRIPS



AVAILABLE MOVABLE TIE-DOWNS



CORNERSTEP REAR BUMPER

# POWERFUL MEETS PREMIUM.



Rugged luxury is taken to new heights in the Silverado High Country HD. The exclusive Saddle premium leather-trimmed interior pleases the eye and makes for a more sophisticated work environment. Unique chrome wheels, 6" chrome assist steps, mirror caps, door handles and grille insert contrast boldly with the body-color front and rear bumpers to outline the truck's chiseled exterior. But it's not all just good looks. We also outfitted the new High Country HD with a spray-in bedliner, power-sliding rear window, remote start, touch-screen radio with Silverado MyLink,<sup>1</sup> Bose<sup>®</sup> premium audio, halogen projector-beam headlamps, Rear Vision Camera and a trailering package. And to set it apart from other competitive pickups, we built all-new available 4G LTE Wi-Fi<sup>2</sup> right into the truck (available on models built after August 2014).

<sup>1</sup>Full functionality requires compatible Bluetooth and smartphone. Some devices require USB connectivity. <sup>2</sup>Devices must be WPA2 compliant with active OnStar service and data plan. Wi-Fi devices manufactured prior to 2006 may not be compatible. Please consult your device manufacturer for information regarding the WPA2 security protocol and Wi-Fi device compatibility. Vehicle must be started or in accessory mode to access Wi-Fi. Visit [onstar.com](http://onstar.com) for details and system limitations.



**Z71 OFF-ROAD. GAME ON.**



The available Z71 Off-Road Package features suspension upgrades designed for rugged off-road terrain, including Rancho® twin-tube shocks, an Underbody Skid Plate Package, all-terrain tires and Hill Descent Control. Inside and out, the Z71 has rugged looks, with a unique Z71 gauge cluster, including a unique Off-Road screen in the Driver Information Center, and grille. Custom Z71 graphics on the instrument cluster and pickup box, as well as brushed-aluminum sill plates and special interior accents, make this truck not only tough but stylish.



# ACCESSORIES **DONE RIGHT.**

Simplify getting into and out of your Silverado with either 4" or 6" assist steps. A retractable side bed step provides another entry point for accessing the cargo bed. Preserve your Silverado's appearance with a set of splash guards that help deflect mud and rocks. Chrome exhaust tips, a chrome fuel door and chrome recovery hooks provide nice visual accents that add a finishing touch to your customization. Ask your Chevrolet dealer about the full range of accessories for your Silverado.

**A / RECOVERY HOOKS** Add functionality and enhance the appearance of your Silverado with chrome recovery hooks.

**B / LADDER RACK** Engineered to deliver strong load support, these rack systems and ladder racks by TracRac,<sup>®</sup> a division of Thule,<sup>®</sup> are geared specifically for all trade professionals. They are made of heavy-duty steel to be aerodynamic and quiet.

**C / ASSIST STEPS** Make it easier to get into and out of your Silverado with these stylish steps. The 6" rectangular steps are aluminum and the 4" round steps are stainless steel.

Both are rust-resistant and available in either chrome or black powder coat.

**D / STATIONARY TOOLBOX** This durable, diamond-patterned aluminum toolbox handles up to 250 lbs.<sup>1</sup> It features a removable sliding tray with rubber mat, dual gas shocks for smooth operation and a one-touch latch. It mounts securely to the bed without drilling and has the Chevy Bowtie logo. Not available with bed rug or any tonneau cover.


**BED STEP** Get easy access to your Silverado's toolbox and other items in your truck bed with this retractable side step. It mounts on either side of the vehicle, just rear of the truck cab, to give a secure step to easily get to stuff in the front of your truck bed. No-hands, flip-down operation. Shown below.



See [chevyaccessories.com](http://chevyaccessories.com) to learn about additional options, which are updated regularly. Or talk to your local Chevy dealer. <sup>1</sup>Cargo and load capacity limited by weight and distribution.



## EXTERIOR COLORS



<sup>1</sup>Extra-cost color. <sup>2</sup>Not available on High Country.

## WHEELS




For more information, see [chevrolet.com/2015silverado](http://chevrolet.com/2015silverado).

<sup>3</sup>Use only GM-approved tire and wheel combinations. Unapproved combinations may change the vehicle's performance characteristics. For important tire and wheel information, go to [chevyaccessories.com](http://chevyaccessories.com) or see your dealer for details.

# INTERIOR COLORS & SEATING SURFACES

## VINYL



DARK ASH WITH JET BLACK ACCENTS  
STANDARD ON WT

## CLOTH



DARK ASH CLOTH WITH JET BLACK ACCENTS  
STANDARD ON LS; AVAILABLE ON WT, LT AND LT Z71



JET BLACK/JET BLACK CLOTH  
STANDARD ON LT



COCOA/DUNE CLOTH  
AVAILABLE ON LT

## LEATHER-APPOINTED



JET BLACK/JET BLACK LEATHER-APPOINTED  
STANDARD ON LTZ; AVAILABLE ON LT



JET BLACK/DARK ASH LEATHER-APPOINTED  
STANDARD ON LTZ



COCOA/DUNE LEATHER-APPOINTED  
STANDARD ON LTZ

## PERFORATED LEATHER-APPOINTED



JET BLACK/JET BLACK PERFORATED LEATHER-APPOINTED  
AVAILABLE ON LTZ



JET BLACK/DARK ASH PERFORATED LEATHER-APPOINTED  
AVAILABLE ON LTZ



COCOA/DUNE PERFORATED LEATHER-APPOINTED  
AVAILABLE ON LTZ

## SADDLE



SADDLE PERFORATED LEATHER-APPOINTED  
STANDARD ON HIGH COUNTRY



# DIMENSIONS



80.1" (REGULAR CAB)  
80.5" (DOUBLE/CREW CAB)



80.1" (REGULAR CAB)  
80.5" (DOUBLE/CREW CAB)



133.6" (LONG BOX)  
224.4" (LONG BOX)

77.3"  
77.9"



144.2" (STANDARD BOX); 158.1" (LONG BOX)  
230.0" (STANDARD BOX); 248.9" (LONG BOX)

77.6"  
78.1"



153.7" (STANDARD BOX); 167.7" (LONG BOX)  
239.5" (STANDARD BOX); 258.4" (LONG BOX)

77.7"  
78.3"



117.1" 97.7" (LONG BOX)

51.0" 64.6"



141.6" 78.8" (STANDARD BOX)  
97.7" (LONG BOX)

51.0" 64.6"



151.1" 78.8" (STANDARD BOX)  
97.7" (LONG BOX)

51.0" 64.6"



80.1" (REGULAR CAB)  
80.5" (DOUBLE/CREW CAB)



95.9"



117.1" 97.7" (LONG BOX)

51.0" 64.6"



141.6" 97.7" (LONG BOX)

51.0" 64.6"



151.1" 97.7" (LONG BOX)

51.0" 64.6"

<sup>1</sup>Depending on model and tire size selected.



ONSTAR REMOTELINK APP<sup>1</sup>

The 2015 Silverado HD offers a 5-year OnStar Basic Plan.<sup>2</sup> This available plan gives you access to the RemoteLink Key Fob Services,<sup>2</sup> which let you lock and unlock your doors, activate the horn and lights and even start your Silverado HD remotely (requires available factory-installed remote start) from your smartphone or tablet. Plus, get OnStar Vehicle Diagnostics and Dealer Maintenance Notification to make service scheduling simple. Along with the 5-year OnStar Basic Plan, a 6-month trial of the Directions & Connections Plan<sup>3</sup> is also available and includes Automatic Crash Response, Emergency Services, Stolen Vehicle Assistance, Live Advisor Assistance and available Hands-Free Calling.<sup>4</sup>

<sup>1</sup>Available on select Apple,® Android™ and BlackBerry® devices. Services vary by device, vehicle and conditions. Requires an active OnStar subscription. <sup>2</sup>Access is available for 5 years from the date of vehicle delivery and is transferable. Does not include any Emergency Services or other OnStar services. To cancel OnStar RemoteLink Key Fob Services, or if your vehicle is sold, it is important to contact an OnStar Advisor. See onstar.com/mobile for full details. <sup>3</sup>Visit onstar.com for coverage map, details and system limitations. Services vary by model and conditions. OnStar acts as a link to existing emergency service providers. Not all vehicles may transmit all crash data. <sup>4</sup>OnStar Hands-Free Calling requires an existing OnStar service contract and prepaid minutes. Not available in certain markets. Visit onstar.com for coverage map, details and system limitations. <sup>5</sup>Cargo and load capacity limited by weight and distribution. <sup>6</sup>Depending on model and tire size selected. <sup>7</sup>When properly equipped; includes weight of vehicle, passengers, cargo and equipment.

**CARGO DIMENSIONS<sup>5</sup>**

DIMENSIONS	STANDARD BOX	LONG BOX SRW	LONG BOX DRW
Cargo Volume	61.0 cu. ft.	76.3 cu. ft.	76.3 cu. ft.
Inside Width at Floor	51.0"	51.0"	51.0"
Box Length at Floor	78.8"	97.7"	97.7"
Inside Box Height	21.2"	21.2"	21.3"

EXTERIOR DIMENSIONS	REGULAR CAB	4-DOOR DOUBLE CAB	CREW CAB
Height	77.3"-77.9" <sup>6</sup>	77.6"-78.1" <sup>6</sup>	77.7"-78.3" <sup>6</sup>
Overall Length			
Standard Box	—	230.0"	239.5"
Long Box	224.4"	248.9"	258.4"

INTERIOR DIMENSIONS	REGULAR CAB	4-DOOR DOUBLE CAB	CREW CAB
Head Room (front/rear)	42.8"/—	42.8"/38.6"	42.8"/40.5"
Leg Room (front/rear)	45.2"/—	45.2"/34.6"	45.2"/40.9"
Shoulder Room (front/rear)	66.0"/—	64.8"/64.3"	64.8"/64.3"
Hip Room (front/rear)	60.7"/—	60.7"/60.2"	60.7"/60.2"

WHEELBASE	REGULAR CAB	4-DOOR DOUBLE CAB	CREW CAB
Standard Box	—	144.2"	153.7"
Long Box	133.6"	158.1"	167.7"

**STANDARD TECHNICAL DATA**

Series/Drive Type	2WD	4WD
BRAKES All models: Power 4-wheel antilock braking system	14" diameter 4-wheel disc (with Duralife rotors)	14" diameter 4-wheel disc (with Duralife rotors)
STEERING	Power recirculating ball	Power recirculating ball
FUEL TANK CAPACITY (Approx. gals.)	36.0	36.0
ALTERNATOR (amps)	150	150

**MAXIMUM GVWR<sup>7</sup> (Gross Vehicle Weight Rating, lbs) VORTEC 6.0L V8/DURAMAX 6.6L TURBO-DIESEL V8**

	REGULAR CAB	4-DOOR DOUBLE CAB	CREW CAB
2500HD			
Standard Box	—/—	9500/10,000	9500/10,000
Long Box	9500/9900	9500/10,000	9900/10,000
3500HD			
SRW	10,700/11,400	11,000/11,600	11,000/11,600
DRW	13,500/13,025	13,025/13,025	13,025/13,025

# SILVERADO HD SPECIFICATIONS CONTINUED

## SILVERADO HD SPECIFICATIONS

### ENGINES

	VORTEC 6.0L V8 VVT (¾-ton/1-ton)	VORTEC 6.0L V8 VVT (¾-ton/1-ton SRW) Bi-fuel Compressed Natural Gas (CNG)	DURAMAX 6.6L TURBO-DIESEL V8 (¾-ton/1-ton)
FUEL TYPE	Gasoline (FlexFuel)	Gasoline/CNG	Diesel (B20 Biodiesel capable)
CAPACITY	6.0 liters (364 cu.in.)	6.0 liters (364 cu.in.)	6.6 liters (402 cu.in.)
SAE NET HORSEPOWER @ RPM	360@5400	360@5400 (Gas) 301@5000 (CNG)	397@3000
SAE NET TORQUE (LB-FT) @ RPM	380@4200	380@4200 (Gas) 333@4200 (CNG)	765@1600
ENGINE/MODEL AVAILABILITY			
Regular Cab	●	○	○
4-Door Double Cab	●	○	○
Crew Cab	●	○	○

## SILVERADO HD SUSPENSIONS<sup>1</sup>

### FRONT SUSPENSIONS<sup>1</sup>

#### INDEPENDENT TORSION BAR—2500HD/3500HD

STANDARD FRONT AXLE/ CAPACITY (lbs)	2WD	4WD
Regular Cab	4400/4400	4400/4400
4-Door Double Cab	4400/4400	4400/4800
Crew Cab	4400/4400	4800/4800

### STANDARD FRONT SPRING CAPACITY (lbs)

Regular Cab	4400/4400	4400/4400
4-Door Double Cab	4400/4400	4400/4800
Crew Cab	4400/4400	4800/4800

### REAR SUSPENSIONS<sup>1</sup>

#### SEMI-ELLIPTICAL MULTILEAF—2500HD/3500HD-SRW/3500HD-DRW

REAR AXLE CAPACITY (lbs)	2WD	4WD
Regular Cab	6200/7050/9825	6200/7050/9825
4-Door Double Cab	6200/7050/9375	6200/7050/9375
Crew Cab	6200/7050/9375	6200/7050/9375

### REAR SPRING CAPACITY (lbs)

	2WD	4WD
Regular Cab	6200/7050/9825	6200/7050/9825
4-Door Double Cab	6200/7050/9375	6200/7050/9375
Crew Cab	6200/7050/9375	6200/7050/9375

KEY ● STANDARD ○ AVAILABLE — NOT AVAILABLE



<sup>1</sup>Capacities and weight ratings are dependent on model, engine, transmission and GVWR combinations. See your Chevrolet dealer for details.

# SILVERADO HD SPECIFICATIONS CONTINUED

## 2500HD/3500HD CONVENTIONAL TRAILER WEIGHT RATINGS<sup>1</sup> (LBS)

Model	Engine	Axle Ratio	GCWR <sup>2</sup>	2500HD Standard Box 2WD SRW	2500HD Long Box 2WD SRW	3500HD Standard Box 2WD SRW	3500HD Long Box 2WD SRW	3500HD Long Box 2WD DRW	2500HD Standard Box 4WD SRW	2500HD Long Box 4WD SRW	3500HD Standard Box 4WD SRW	3500HD Long Box 4WD SRW	3500HD Long Box 4WD DRW
Regular Cab	Vortec 6.0L V8	4.10	20,500	-	13,000	-	13,000	14,200	-	13,000	-	13,000	13,900
	Duramax 6.6L Turbo-Diesel V8	3.73	24,500	-	13,000	-	-	-	-	13,000	-	13,000	-
		3.73	30,500	-	-	-	-	-	-	-	-	-	-
4-Door Double Cab	Vortec 6.0L V8	4.10	20,500	13,000	13,000	-	13,000	13,800	13,000	13,000	-	13,000	13,500
	Duramax 6.6L Turbo-Diesel V8	3.73	24,500	13,000	13,000	-	13,000	-	13,000	13,000	-	13,000	-
		3.73	30,500	-	-	-	-	16,500	-	-	-	-	-
Crew Cab	Vortec 6.0L V8	4.10	20,500	13,000	13,000	13,000	13,000	13,700	13,000	13,000	13,000	13,000	13,300
	Duramax 6.6L Turbo-Diesel V8	3.73	24,500	13,000	13,000	13,000	13,000	-	13,000	14,500	13,000	15,000	-
		3.73	30,500	-	-	-	-	16,500	-	-	-	-	-

## 2500HD/3500HD FIFTH-WHEEL/GOOSENECK TRAILER WEIGHT RATINGS<sup>1</sup> (LBS)

Model	Engine	Axle Ratio	GCWR <sup>2</sup>	2500HD Standard Box 2WD SRW	2500HD Long Box 2WD SRW	3500HD Standard Box 2WD SRW	3500HD Long Box 2WD SRW	3500HD Long Box 2WD DRW	2500HD Standard Box 4WD SRW	2500HD Long Box 4WD SRW	3500HD Standard Box 4WD SRW	3500HD Long Box 4WD SRW	3500HD Long Box 4WD DRW
Regular Cab	Vortec 6.0L V8	4.10	20,500	-	14,800	-	14,600	14,200	-	14,500	-	14,300	13,900
	Duramax 6.6L Turbo-Diesel V8	3.73	24,500	-	17,900	-	-	-	-	17,600	-	17,500	-
		3.73	30,500	-	-	-	-	-	-	-	-	-	-
4-Door Double Cab	Vortec 6.0L V8	4.10	20,500	14,500	14,400	-	14,200	13,800	14,200	14,100	-	13,900	13,500
	Duramax 6.6L Turbo-Diesel V8	3.73	24,500	17,600	17,500	-	17,500	-	17,300	17,200	-	17,200	-
		3.73	30,500	-	-	-	-	23,000	-	-	-	-	-
Crew Cab	Vortec 6.0L V8	4.10	20,500	14,300	14,200	14,100	14,000	13,700	14,000	13,800	13,900	13,700	13,300
	Duramax 6.6L Turbo-Diesel V8	3.73	24,500	17,400	17,300	17,400	17,300	-	17,100	16,400	17,100	16,900	-
		3.73	30,500	-	-	-	-	22,900	-	-	-	-	-

<sup>1</sup>Before you buy a vehicle or use it for trailering, carefully review the trailering section of the Owner's Manual. The weight of passengers, cargo and options or accessories may reduce the amount you can tow. <sup>2</sup>Gross Combined Weight Rating. When properly equipped, includes weight of the vehicle and trailer combination, including the weight of driver, passengers, fuel, optional equipment and cargo in the vehicle and trailer.

## 2500HD/3500HD AXLE RATINGS AND PLOW WEIGHTS (LBS)

### FRONT GROSS AXLE WEIGHT RATING (FGAWR) WITH SNOW PLOW PREP PACKAGE (4WD MODELS ONLY)

Model	Engine RPO	Engine Type	2500HD	3500HD SRW	3500HD DRW
Regular Cab	L96	Gas	5200	5600	5600
	LML	Diesel	6000	6000	6000
4-door Double Cab Standard Box/Long Box	L96	Gas	5200/5600	-/5600	-/5600
	LML	Diesel	6000/6000	-/6000	-/6000
Crew Cab Standard Box/Long Box	L96	Gas	5200/5600	5600/5600	-/5600
	LML	Diesel	6000/6000	6000/6000	-/6000

### MAXIMUM PLOW WEIGHTS<sup>3</sup> (4WD MODELS ONLY)

Model	Engine RPO	Engine Type	2500HD	3500HD SRW	3500HD DRW
Regular Cab	L96	Gas	900	1000	1000
	LML	Diesel	975	975	925
4-door Double Cab Standard Box/Long Box	L96	Gas	775/1000	-/1000	-/1000
	LML	Diesel	825/775	-/800	-/775
Crew Cab Standard Box/Long Box	L96	Gas	725/950	1000/950	-/925
	LML	Diesel	775/700	800/725	-/700

**SRW-Single Rear Wheel DRW-Dual Rear Wheel** NOTE: All models are capable of up to 100 lbs maximum of permanently attached snow plow mounting hardware. <sup>3</sup>Maximum weight (lbs) of removable snow plow blade and blade hardware. Maximum plow weights based on a vehicle with average manufacturer option content and 150 lbs each for driver and one additional front-seat occupant. Additional equipment and occupants will reduce maximum plow weight. Rear compensating weight may be required to maintain front axle weight below 65% of total vehicle weight when equipped with snow plow. Consult your snow plow manufacturer for specific compensating weight recommendation.

# SILVERADO HD SPECIFICATIONS CONTINUED

2500HD/3500HD MAXIMUM PAYLOAD <sup>1</sup>														
Model	Engine	GVWR <sup>2</sup>	2500HD Standard Box 2WD SRW	2500HD Long Box 2WD SRW	3500HD Standard Box 2WD SRW	3500HD Long Box 2WD SRW	3500HD Long Box 2WD DRW	2500HD Standard Box 4WD SRW	2500HD Long Box 4WD SRW	3500HD Standard Box 4WD SRW	3500HD Long Box 4WD SRW	3500HD Long Box 4WD DRW		
Regular Cab	Vortec 6.0L V8	9300	-	3560/2900 <sup>3</sup>	-	-	-	-	-	-	-	-		
		9500	-	-	-	-	-	-	3430/2750 <sup>3</sup>	-	-	-		
		10,400	-	-	-	4420/3750 <sup>3</sup>	-	-	-	-	-	-		
		10,700	-	-	-	-	-	-	-	-	4390/3740 <sup>3</sup>	-		
		13,400	-	-	-	-	-	-	-	-	-	6760		
		13,500	-	-	-	-	-	7180	-	-	-	-		
	Duramax 6.6L Turbo-Diesel V8	9900	-	3300	-	-	-	-	2970	-	-	-	-	
		11,400	-	-	-	-	-	-	-	-	4330	-	-	
		13,025	-	-	-	-	-	-	-	-	-	5620		
	4-Door Double Cab	Vortec 6.0L V8	9500	3410/2760 <sup>3</sup>	3300/2650 <sup>3</sup>	-	-	-	3120/2470 <sup>3</sup>	3020/2360 <sup>3</sup>	-	-	-	
10,700			-	-	-	4270/3620 <sup>3</sup>	-	-	-	-	-	-		
11,000			-	-	-	-	-	-	-	-	4300/3640 <sup>3</sup>	-		
13,025			-	-	-	-	-	6260	-	-	-	5980		
Duramax 6.6L Turbo-Diesel V8		10,000	3050	2940	-	-	-	2760	2660	-	-	-	-	
		11,200	-	-	-	4010	-	-	-	-	-	-	-	
		11,600	-	-	-	-	-	-	-	-	4140	-	-	
		13,025	-	-	-	-	5500	-	-	-	-	5220		
		Crew Cab	Vortec 6.0L V8	9500	3240/2580 <sup>3</sup>	3140/2480 <sup>3</sup>	-	-	-	2950/2290 <sup>3</sup>	-	-	-	-
				9900	-	-	-	-	-	-	3190/2530 <sup>3</sup>	-	-	-
10,500	-			-	4050/3390 <sup>3</sup>	-	-	-	-	-	-	-		
10,700	-			-	-	4120/3470 <sup>3</sup>	-	-	-	-	-	-		
10,800	-			-	-	-	-	-	-	4080/3420 <sup>3</sup>	-	-		
11,000	-			-	-	-	-	-	-	-	4080/3430 <sup>3</sup>	-		
Duramax 6.6L Turbo-Diesel V8	13,025		-	-	-	-	-	6110	-	-	-	-	5770	
	10,000		2880	2780	-	-	-	2590	2430	-	-	-	-	
	11,100		-	-	3890	-	-	-	-	-	-	-	-	
	11,400		-	-	-	4060	-	-	-	-	-	-	-	
	11,500	-	-	-	-	-	-	-	4020	-	-	-		
	11,600	-	-	-	-	-	-	-	-	3920	-	-		
	13,025	-	-	-	-	-	5350	-	-	-	-	5010		

<sup>1</sup>These maximum payload ratings are intended for comparison purposes only. Before you buy a vehicle or use it to haul people or cargo, carefully review the vehicle loading section of the Owner's Manual and check the carrying capacity of your specific vehicle on the label on the inside of the driver's door jamb. <sup>2</sup>Gross Vehicle Weight Rating (GVWR). When properly equipped; includes weight of vehicle, passengers, cargo and equipment. <sup>3</sup>Maximum payload capacity when equipped with the available Vortec 6.0L V8 bi-fuel Compressed Natural Gas (CNG) engine (LC8).

TRIM LEVELS	WT	LT	LTZ	HIGH COUNTRY
<b>CONFIGURATIONS</b>				
REGULAR CAB	○	○	—	—
4-DOOR DOUBLE CAB	○	○	○	—
CREW CAB	○	○	○	●
2WD	○	○	○	○
4WD	○	○	○	○
<b>MECHANICAL</b>				
AIR CLEANER High capacity	●	●	●	●
ALTERNATOR 150 amps	●	●	●	●
220 amps. Included with the Snow Plow Prep Package.	○	○	○	○
Dual, 150 amps. Requires Duramax 6.6L Turbo-Diesel V8 engine.	○	○	○	○
AUXILIARY EXTERNAL TRANSMISSION OIL COOLER	●	●	●	●
AUXILIARY EXTERNAL ENGINE OIL COOLER	●	●	●	●
BATTERY Heavy-duty maintenance-free with rundown protection and retained accessory power	●	●	●	●
AUXILIARY BATTERY 730 Cold Cranking Amps (CCA). Not available with Duramax 6.6L Turbo-Diesel V8 engine.	○	○	○	○
BRAKES 4-wheel disc with Duralife rotors, 4-wheel antilock	●	●	●	●
COLD-WEATHER PROVISIONS Includes front radiator grille and front bumper openings cover. Requires Duramax 6.6L Turbo-Diesel V8 engine.	○	○	○	○
EATON® HEAVY-DUTY AUTOMATIC LOCKING REAR DIFFERENTIAL	●	●	●	●
FRAME Fully boxed with hydroformed front section	●	●	●	●
ENGINE Vortec 6.0L V8 VVT FlexFuel with SFI	●	●	●	●
Vortec 6.0L V8 VVT bi-fuel Compressed Natural Gas (CNG) SRW models only. Restrictions apply.	○	○	○	○
Duramax 6.6L Turbo-Diesel V8 with direct injection and B20 biodiesel capability. On LTZ models, included and only available with Duramax Plus Package.	○	○	○	○
ENGINE BLOCK HEATER Required with Duramax 6.6L Turbo-Diesel V8	○	○	○	○
EXHAUST Aluminized stainless-steel muffler and tailpipe	●	●	●	●
EXHAUST BRAKE Switch activated. Included and only available with Duramax 6.6L Turbo-Diesel V8.	○	○	○	○
HIGH IDLE SWITCH	○	○	○	○
INTEGRATED TRAILER BRAKE CONTROLLER Included on all 3500HD and 2500HD LTZ and High Country models. Included and only available with Trailing Equipment Package on 2500HD WT and LT models.	●	●	●	●
STABILITRAK STABILITY CONTROL SYSTEM Includes Proactive Roll Avoidance, traction control, electronic trailer sway control and Hill Start Assist	●	●	●	●
STEERING Power, recirculating ball	●	●	●	●
SUSPENSION Front independent with torsion bars. Includes 51-mm twin-tube shock absorbers and 33-mm front stabilizer bar.	●	●	●	●
Rear multileaf springs, semielliptical with urethane jounce bumpers	●	●	●	●
TRANSMISSION 6L90-E 6-speed automatic. Includes Tow/Haul mode, Cruise Grade Braking and Powertrain Grade Braking. Standard and only available with Vortec 6.0L V8.	●	●	●	●
Allison® 1000 Series 6-speed automatic. Includes Tow/Haul mode and electronic Powertrain Grade Braking. Included and only available with Duramax 6.6L Turbo-Diesel V8.	○	○	○	○
TRANSFER CASE 2-speed with 2.72-to-1 low-range, floor-mounted shifter (4WD models only)	●	—	—	—
Electronic shift rotary dial controls 2-speed and 2.72-to-1 low-range (4WD models only)	—	●	●	●
TRAILER WIRING PROVISIONS For camper, fifth-wheel and gooseneck trailer. Includes additional 7-way wiring harness routed to front of pickup box. Requires Trailing Equipment Package. Not available with Vortec 6.0L V8 bi-fuel CNG engine.	○	○	○	○
REAR AXLE 4.10 ratio. Standard and only available on Vortec 6.0L V8.	●	●	●	●
3.73 ratio. Included and only available on Duramax 6.6L Turbo-Diesel V8.	○	○	○	○
<b>INSTRUMENTATION AND CONTROLS</b>				
DRIVER INFORMATION CENTER With 3.5" diagonal monochromatic display. Provides warning messages, odometer, trip odometer and basic vehicle information.	●	—	—	—
With 4.2" diagonal color display. Includes driver personalization, warning messages, odometer, trip odometer and vehicle information.	—	●	●	●
POWER-ADJUSTABLE PEDALS On LT models, included and only available with LT Plus Package. On LTZ models, included and only available with LTZ Plus Package. On High Country models, included and only available with High Country Premium Package.	—	○	○	○
110-VOLT POWER OUTLET In-cabin, 3-prong, household-style outlet. Included and only available with WT Convenience Package on WT models. On LT models, included and only available with the LT Convenience Package.	○	○	●	●
STEERING WHEEL Polyurethane with cruise controls	●	—	—	—
Leather-wrapped with audio and cruise controls	—	●	●	●

KEY ● STANDARD ○ AVAILABLE — NOT AVAILABLE

TRIM LEVELS	WT	LT	LTZ	HIGH COUNTRY
Heated and leather-wrapped with audio and cruise controls. Requires Front and Rear Park Assist. High Country models require High Country Premium Package.	—	—	○	○
STEERING COLUMN Tilt-Wheel, manual operation	●	●	●	●
Tilt-Wheel and telescopic manual operation. Included and only available on LT with LT Convenience Package.	—	○	○	○
<b>SEATING</b>				
SEATS Front 40/20/40 split bench, 3-passenger, driver and front-passenger manual recline with outboard head restraints and center fold-down armrest with storage. Vinyl has fixed lumbar and cloth has manually adjustable driver lumbar.	●	—	—	—
Front 40/20/40 split bench, 3-passenger. Available in cloth or leather-appointed outside seating positions at extra cost. Includes driver and front-passenger recline with outboard head restraints and center fold-down armrest with storage. Also includes manually adjustable driver lumbar, lockable storage compartment in center seat cushion and storage pockets.	—	●	—	—
Seat adjuster, driver 10-way power. Requires bench seating. Included and only available with LT Convenience Package.	—	○	—	—
Front cloth bucket seats with heat. Includes 10-way power driver and 6-way power front-passenger seat adjusters, driver/front-passenger power recline and driver/front-passenger power lumbar. Also includes adjustable head restraints, floor console and storage pockets.	—	○	—	—
Front 40/20/40 leather-appointed split bench, 3-passenger with heat for outboard seats. Includes 10-way power driver and front-passenger seat adjusters, including driver and front-passenger power recline, driver/front-passenger power lumbar, 2-position driver memory and adjustable outboard head restraints.	—	—	●	—
Front full-feature leather-appointed bucket seat cushions and seatbacks. Includes 10-way power driver and front-passenger seat adjusters (12-way on High Country models), including 2-way power lumbar control, 2-position driver memory, adjustable head restraints, floor console and storage pockets.	—	—	○	●
Heated driver and front-passenger seats. On LT models, requires LT Convenience Package with cloth front bench seat. Included with optional cloth front bucket seats or leather-appointed front bench seat.	—	○	●	—
Heated and cooled perforated leather-appointed front bucket seats. Requires front bucket seats on LTZ models.	—	—	○	●
Rear folding 3-person bench. 4-door Double Cab models only. Includes child seat top tether anchor.	●	—	—	—
Rear folding 60/40 split 3-passenger bench. Includes child seat top tether anchor. Not available on 4-door Double Cab WT models.	●	●	●	●
<b>INTERIOR DETAILS</b>				
AUXILIARY SWITCH BANK Includes 4 upfitter switches	○	—	—	—
CLIMATE CONTROL Single-zone manual air conditioning	●	●	—	—
Dual-zone automatic climate control. On LT models, included and only available with LT Convenience Package. Not available on Regular Cab models.	—	○	●	●
CRUISE CONTROL	●	●	●	●
DEFROSTER Rear-window electric. On LT models, included and only available with LT Convenience Package and LT Plus Package on 4-door Double Cab models.	○	○	●	●
DOOR LOCKS Power	●	●	●	●
FLOOR COVERING Color-keyed carpeting with rubberized vinyl floor mats. Includes color-keyed carpeted floor mats on High Country. (4-door Double Cab and Crew Cab models include second-row floor mats.)	○	●	●	●
Graphite-colored rubberized vinyl	●	○	—	—
FLOOR MATS Carpeted front and rear	—	—	—	●
REAR PARK ASSIST Ultrasonic. Included and only available with LT Plus Package on 4-door Double Cab and Crew Cab models.	—	○	—	—
FRONT AND REAR PARK ASSIST Ultrasonic. Included and only available with LTZ Plus Package or Driver Alert Package. On LT models, requires Regular Cab and Driver Alert Package.	—	○	○	●
REAR VISION CAMERA WITH DYNAMIC GRID LINES On WT models, included and only available with WT Convenience Package. On LT models, included and only available with LT Convenience Package.	○	○	●	●
REMOTE START On LT models, included and only available with LT Convenience Package on 4-door Double Cab models	—	○	●	●
REMOTE KEYLESS ENTRY Included and only available with Convenience Package on WT models	○	●	●	●
REARVIEW MIRROR With manual day/night adjustment	●	●	—	—
With inside rearview auto-dimming feature. Included with outside heated power-adjustable vertical camper mirrors on 2500HD WT, LT and LTZ and 3500HD WT models.	○	○	●	●
SILL PLATES Brushed-metal on Z71, bright on High Country	—	○	○	●
SUNROOF Power sliding with express-open. Crew Cab models only. Not available with Snow Plow Prep Package or provisions for roof-mounted lamp.	—	—	○	○
UNIVERSAL HOME REMOTE On LT models, included and only available with LT Plus Package. Not available on Regular Cab models, provisions for roof-mounted lamp or Snow Plow Prep Package.	—	○	●	●
WINDOWS Manual. Standard on WT Regular Cab models.	●	—	—	—
Power with driver express-up and -down and express-down on all other windows. Standard on WT 4-door Double Cab and Crew Cab models.	●	●	●	●
Power rear sliding with rear defroster. On LT models, included and only available with LT Plus Package. Not available on Regular Cab models, provisions for roof-mounted lamp or Snow Plow Prep Package.	—	○	●	●
<b>OPTION PACKAGES</b>				
WORK TRUCK CONVENIENCE PACKAGE Includes Solar-Ray deep-tinted glass, power windows on Regular Cab models, power-adjustable mirrors, remote keyless entry, 110-volt outlet and Rear Vision Camera. When pickup box delete or rear bumper delete is ordered, Rear Vision Camera is removed.	○	—	—	—
LT CONVENIENCE PACKAGE Includes driver 10-way power seat adjuster when ordered with bench seat only, front fog lamps, remote vehicle start system, Rear Vision Camera, rear-window defroster, 110-volt power outlet and manual tilt/telescopic steering column	—	○	—	—



TRIM LEVELS

WT LT LTZ HIGH COUNTRY

OPTION PACKAGES, continued

<b>LT PLUS PACKAGE</b> Includes Universal Home Remote, Rear Park Assist, power-adjustable pedals, power rear sliding window with defroster on 2500HD models. Not available on Regular Cab models, provisions for cab roof-mounted lamp or Snow Plow Prep Package.	—	○	—	—
<b>LTZ PLUS PACKAGE</b> Includes power-adjustable pedals, Bose® premium audio system and Front and Rear Park Assist. Included with Duramax Plus Package.	—	—	○	—
<b>DRIVER ALERT PACKAGE</b> Includes Lane Departure Warning, Forward Collision Alert, Safety Alert Driver Seat and Front and Rear Park Assist. Requires manual tilt and telescopic steering column, heated and cooled driver and front-passenger bucket seats on LTZ 4-door Double Cab and Crew Cab models. On LT models, requires Jet Black cloth 40/20/40 split bench seat on Regular Cab only. On High Country models, included and only available with High Country Premium Package. On 3500HD models, requires front-seat-mounted side-impact and front and rear head curtain side-impact air bags.	—	○	○	○
<b>DURAMAX PLUS PACKAGE</b> Includes Duramax 6.6L Turbo-Diesel V8 engine and Allison® 1000 Series 6-speed automatic, engine block heater, LTZ Plus Package and Navigation <sup>2</sup>	—	—	○	—
<b>HIGH COUNTRY PREMIUM PACKAGE</b> Includes heated leather-wrapped steering wheel, Driver Alert Package and power-adjustable pedals	—	—	—	○
<b>CHROME ESSENTIALS PACKAGE</b> Includes chrome recovery hooks (LPO), 6" assist steps and polished exhaust tip with Vortec 6.0L V8 gas engines. Not available on Regular Cab models.	—	○	—	—
<b>Z71 OFF-ROAD PACKAGE</b> Includes Hill Descent Control, underbody shields, twin-tube Rancho® shocks, unique interior trim, brushed-metal Z71 sill plates, unique Off-Road screen in Driver Information Center, unique Z71 gauge cluster, Z71 emblem in grille, unique lower front bumper appearance, Z71 pickup box decals and fog lamps on LT models. 2500HD LT models require Trailering Equipment Package. SRW models only.	—	○	○	—
<b>TRAILERING EQUIPMENT PACKAGE</b> Includes trailer hitch platform 2.5" with a 2.0" insert, 7-wire harness with independent fused trailering circuits mated to a 7-way sealed connector to hook up parking lamps, backup lamps, right and left turn signals, an electric brake lead, battery and a ground. Connector also includes the 4-way blade-style connector. 2500HD WT and LT models include trailer brake controller. Included on 3500HD models. Not available with rear bumper delete.	○	○	●	●
<b>SNOW PLOW PREP PACKAGE</b> Includes power feed for back-up and roof emergency light, 220-amp alternator with Vortec gas and CNG engines (dual 150-amp included with Duramax 6.6L Turbo-Diesel V8), forward lamp wiring harness, provisions for cab roof-mounted lamp/beacon, Skid Plate Package and increased Front Gross Axle Weight Rating (FGAWR). 4WD models only. Not available with universal home remote on LT, LTZ and High Country, and power sunroof on LTZ and High Country.	○	○	○	○
<b>SKID PLATE PACKAGE</b> Includes frame-mounted shields, front underbody shield starting behind front bumper and running to first cross-member; protects front underbody, oil pan, differential case and transfer case. Included with Snow Plow Prep Package and Z71 Off-Road Package.	○	○	○	○
<b>PROVISIONS FOR CAB-MOUNTED LAMP/BEACON</b> Includes instrument panel-mounted switch and electrical wiring tucked beneath the headliner for body upfitter to connect a body-mounted warning or emergency lamp. Included with Snow Plow Prep Package. Not available with universal home remote or power sunroof.	○	○	○	○

ENTERTAINMENT/COMMUNICATION/NAVIGATION

<b>4.2" DIAGONAL COLOR RADIO</b> Includes AM/FM, USB ports, <sup>3</sup> auxiliary jack and SD card slot	●	—	—	—
<b>CHEVROLET MYLINK 4.2" DIAGONAL COLOR RADIO<sup>4</sup></b> Includes AM/FM/CD, USB ports, <sup>3</sup> SD card slot, auxiliary jack, Bluetooth <sup>®5</sup> streaming audio for music and select phones, hands-free smartphone integration, available Pandora <sup>®</sup> internet radio, voice-activated technology for radio and phone and available OnStar with 4G LTE <sup>®</sup> Wi-Fi hotspot capability	○	●	—	—
<b>CHEVROLET MYLINK 8" DIAGONAL COLOR TOUCH RADIO<sup>4</sup></b> Includes AM/FM/SiriusXM <sup>®</sup> (standard for 3 months), USB ports, <sup>3</sup> SD card slot, auxiliary jack, Bluetooth <sup>®5</sup> streaming audio for music and select phones, hands-free smartphone integration, available Pandora <sup>®</sup> internet radio and voice-activated technology for radio, phone and customizable themes. On LT models, included and only available with LT Convenience Package.	—	○	●	—
<b>CHEVROLET MYLINK 8" DIAGONAL COLOR TOUCH RADIO WITH NAVIGATION<sup>2</sup></b> Includes all features of Chevrolet MyLink <sup>4</sup> 8" diagonal Color Touch Radio plus Navigation feature. Included with Duramax Plus Package on LTZ models.	—	○	○	●
Single-slot CD/MP3 player. Requires Chevrolet MyLink <sup>4</sup> on WT models. On High Country, CD replaced with DVD/Blu-ray Entertainment Package.	○	●	●	●
<b>4-SPEAKER AUDIO SYSTEM</b> Standard on WT Regular Cab models only	●	—	—	—
6-speaker audio system	●	●	●	—
Bose premium audio system with 6 speakers (7-speaker system including subwoofer when ordered with bucket seats). On LT models, requires LT Convenience Package. On LTZ models, included and only available with LTZ Plus Package.	—	○	○	●
<b>BLUETOOTH<sup>®5</sup> FOR PHONE</b> Personal cell phone connectivity to vehicle audio system. Included and only available with Chevrolet MyLink <sup>4</sup> 4.2" diagonal Color Touch Radio on WT models.	○	●	●	●
<b>ONSTAR<sup>®</sup> Directions &amp; Connections Plan.</b> 6-month subscription.	○	○	●	●
OnStar with 4G LTE <sup>®</sup> . Includes built-in Wi-Fi hotspot capability (with 3-month/3GB trial).	○	●	●	●
<b>SIRIUSXM<sup>®</sup> SATELLITE RADIO</b> Including 3 trial months of service. On WT models, requires Chevrolet MyLink <sup>4</sup> 4.2" diagonal Color Touch Radio and OnStar. <sup>6</sup>	○	●	●	●
<b>ENTERTAINMENT PACKAGE</b> Includes rear-seat DVD/Blu-ray player with 9.2" diagonal LCD display, 2 sets of wireless headphones and A/V remote control. Requires LTZ Plus Package, Bose premium audio system and front bucket seats on LTZ models. Crew Cab models only.	—	—	○	○

KEY ● STANDARD ○ AVAILABLE — NOT AVAILABLE

TRIM LEVELS

WT LT LTZ HIGH COUNTRY

EXTERIOR STYLING AND FUNCTIONALITY

<b>ASSIST STEPS</b> Chromed tubular with 6" rectangular design. Included on 3500HD 4-door Double Cab and Crew Cab LTZ DRW models only.	○	○	○	●
<b>BUMPER</b> Front, chrome	●	●	●	—
Body-color	—	—	—	●
Rear, chrome with CornerStep bumper	●	●	●	—
Body-color with CornerStep bumper	—	—	—	●
<b>CAB CLEARANCE LAMPS</b> Included with DRW models. Optional on SRW models.	○	○	○	○
<b>CARGO BOX</b> Movable tie-downs, high-mounted (4)	○	○	○	●
Box rail caps	●	●	●	●
<b>DOOR HANDLES</b> Black	—	—	—	—
Body-color	—	●	—	—
Chrome	—	—	●	●
<b>FOG LAMPS</b> Front, halogen. On LT models, included and only available with LT Convenience Package or Z71 Off-Road Package.	—	○	○	●
<b>GRILLE SURROUND</b> Chrome	●	●	●	●
Z71-specific with badge	—	○	○	—
Unique High Country design	—	—	—	●
<b>GLASS</b> Solar-Ray tinted	●	—	—	—
Solar-Ray deep-tinted. Included and only available with WT Convenience Package on WT models.	○	●	●	●
<b>LIGHTS</b> Halogen projector-beam	●	●	●	●
Under-rail LED lighting, cargo box	○	○	○	○
<b>MOLDINGS</b> Bodyside, chrome	—	—	●	●
Body-color	—	●	—	—
<b>RECOVERY HOOKS</b> Front frame-mounted (black)	●	●	●	●
<b>SPRAY-IN BEDLINER</b> With Bowtie logo	○	○	○	●
<b>TAILGATE</b> Locking	●	●	●	●
Locking with EZ-Lift and Lower Tailgate feature	—	●	●	●
<b>TIRE CARRIER</b> Outside spare, winch-type. Includes lock.	●	●	●	●
<b>WHEELHOUSE LINERS</b> Rear. SRW 4-door Double Cab and Crew Cab models only.	—	●	●	●
<b>WIPERS</b> Front intermittent	●	●	●	●

OUTSIDE MIRRORS

Black manual-folding (2500HD models only)	●	—	—	—
Heated, power-adjustable, manual-folding (2500HD models only). Black on WT models. Body-color on LT models.	○	●	—	—
Chrome-cap heated, power-adjustable/power-folding. With integrated turn signal indicators, driver-side auto-dimming and puddle lamps. Not available on 3500HD models. On LT models, included and only available with LT Plus Package.	—	○	●	●
<b>VERTICAL CAMPER</b> Manual-folding with lower convex spotter glass. Standard on 3500HD models. Available on 2500HD models.	○	—	—	—
Heated, power-adjustable with integrated turn signal indicators, auxiliary cargo lamp for backing up and amber auxiliary clearance lamp; manual-folding/extension; black (convex glass is not heated or power adjustable). WT models require WT Convenience Package and inside rearview auto-dimming mirror. LT 2500HD models require inside rearview auto-dimming mirror. Standard on 3500HD LT models.	○	○	—	—
Heated, power-adjustable with integrated turn signal indicators, auxiliary cargo lamp for backing up and amber auxiliary clearance lamp; power-folding/manual extension; chrome (convex glass is not heated or power adjustable). Included on 3500HD models, optional on 2500HD models.	—	—	●	●

SAFETY AND SECURITY

<b>AIR BAG<sup>1</sup></b> Single-stage frontal for driver and front passenger	●	●	●	●
Front-seat-mounted side-impact driver and right front-passenger air bags for thorax and pelvis protection. Included on 2500HD models.	○	○	○	○
Front and rear head curtain side-impact air bags for all outboard seating positions. Included on 2500HD models.	○	○	○	○
<b>DAYTIME RUNNING LAMPS</b> With automatic lamp control	●	●	●	●
<b>LANE DEPARTURE WARNING AND FORWARD COLLISION ALERT</b> Included and only available with Driver Alert Package. On LT models, requires Regular Cab.	—	○	○	○
<b>SAFETY ALERT DRIVER SEAT</b> Included and only available with Driver Alert Package. On LT models, requires Regular Cab.	—	○	○	○
<b>THEFT DETERRENT SYSTEM</b> Unauthorized entry. Included and only available with remote vehicle start system on LT models.	—	○	○	○
<b>TIRE PRESSURE MONITORING SYSTEM</b> Does not monitor spare tire. Included on 2500HD models only.	●	●	●	●

<sup>1</sup>A NOTE ON CHILD SAFETY: Always use safety belts and the correct child restraint for your child's age and size, even with air bags. Even in vehicles equipped with the Passenger Sensing System, children are safer when properly secured in a rear seat in the appropriate infant, child or booster seat. Never place a rear-facing infant restraint in the front seat of any vehicle equipped with an active frontal air bag. See your vehicle Owner's Manual and child safety seat instructions for more safety information. <sup>2</sup>Map coverage available in the United States, Puerto Rico and Canada. <sup>3</sup>Not compatible with all devices. <sup>4</sup>Full functionality requires compatible Bluetooth and smartphone. Some devices require USB connectivity. Data plan rates apply. <sup>5</sup>Go to gmtconnect.com to find out which phones are compatible with the vehicle. <sup>6</sup>Devices must be WPA2 compliant with active OnStar service and data plan. Wi-Fi devices manufactured prior to 2006 may not be compatible. Please consult your device manufacturer for information regarding the WPA2 security protocol and Wi-Fi device compatibility. Vehicle must be started or in accessory mode to access Wi-Fi. Visit onstar.com for system details and limitations. <sup>7</sup>If you subscribe after your trial period, subscriptions are continuous until you call SiriusXM to cancel. See SiriusXM Customer Agreement for complete terms at siriusxm.com. Other fees and taxes will apply. All fees and programming subject to change. For more information about NavTraffic, visit siriusxm.com/navtraffic. For more information about Travel Link, visit siriusxm.com/travelink. XM satellite service is available only to those in the 48 contiguous USA and DC. Sirius, XM and all related marks and logos are trademarks of SiriusXM Radio, Inc. <sup>8</sup>OnStar services require vehicle electrical system (including battery), wireless service and GPS satellite signals to be available and operating for features to function properly. OnStar acts as a link to existing emergency service providers. Not all vehicles may transmit all crash data. Subscription Service Agreement required. Call 1-888-4ONSTAR (466-7827) or visit onstar.com for OnStar's Terms and Conditions, Privacy Policy, details and system limitations.

# IMPORTANT WORDS

## THE BEST PICKUP COVERAGE IN AMERICA

For 2015, Silverado HD comes with the industry's best pickup coverage; it includes: 2-year/24,000-mile recommended scheduled maintenance,<sup>1</sup> 3-year/36,000-mile bumper-to-bumper limited warranty<sup>2</sup> and 5-year/100,000-mile powertrain limited warranty,<sup>2</sup> Roadside Assistance and Courtesy Transportation.

Starting with the owner orientation—and full tank of gas—you receive when you take possession of your Silverado to the **24-Hour Roadside Assistance, Courtesy Transportation and Travel Benefits**, you receive a portfolio of owner privileges that lasts throughout your warranty. For expert product information, Roadside Assistance or other services, call 1-800-243-8872.

**TRAVEL BENEFITS AND ROADSIDE ASSISTANCE** Available around the clock: trip routing service, a program for reimbursement for trip interruption due to necessary warranty repairs, towing, flat tire change, jump-starts and more for 5 years or 100,000 miles (whichever comes first).

**COURTESY TRANSPORTATION** Available at participating dealers: shuttle service, reimbursement of certain public transportation or fuel expenses for overnight warranty repairs, and courtesy rental for overnight work repairs. Coverage for 5 years or 100,000 miles (whichever comes first). See your dealer for details.

**CHEVROLET OWNER CENTER** A one-stop resource to enhance your Chevrolet ownership experience. It's easy to sign up. Just go to [gm.com/gmownercenter/chevrolet](http://gm.com/gmownercenter/chevrolet).

## SIRIUSXM SATELLITE RADIO



SiriusXM Satellite Radio<sup>3</sup> is standard on most Silverado models (available on WT). It includes 3 trial months of service. SiriusXM Satellite Radio makes your drive come alive with commercial-free music channels from virtually every genre, artist-dedicated channels, live performances and more. Tune in to live play-by-play from the biggest sports, exclusive entertainment from top personalities, compelling talk, hilarious comedy, world-class news, local traffic and weather and family-friendly programming. Welcome to the world of satellite radio. Visit [siriusxm.com](http://siriusxm.com) for details.

## CHEVROLET CERTIFIED SERVICE



### Certified Service

To help your Silverado live up to its performance promise, Chevrolet Certified Service—found exclusively at your Chevrolet dealer—is there. With all the engineering excellence in Silverado, GM-trained technicians have the expertise to care for all of it.

**A NOTE ON CHILD SAFETY** Always use safety belts and the correct child restraint for your child's age and size, even with air bags. Even in vehicles equipped with the Passenger Sensing System, children are safer when properly secured in a rear seat in the appropriate infant, child or booster seat. Never place a rear-facing infant restraint in the front seat of any vehicle equipped with an active frontal air bag. See the Owner's Manual and child safety seat instructions for more safety information.

## ADDITIONAL NOTES

**TRAILERING AND OFF-ROAD INFORMATION** Please carefully review the Owner's Manual for important safety information about trailering or off-road driving in your vehicle.

**IMPORTANT WORDS ABOUT THIS CATALOG** We have tried to make this catalog comprehensive and factual. We reserve the right, however, to make changes at any time, without notice, in prices, colors, materials, equipment, specifications, models and availability. Specifications, dimensions, measurements, ratings and other numbers in this catalog and other printed materials provided at the dealership or affixed to vehicles are approximates based upon design and engineering drawings and prototypes and laboratory tests. Your vehicle may differ due to variations in manufacture and equipment. Since some information may have been updated since the time of printing, please check with your Chevrolet dealer for complete details. Chevrolet reserves the right to lengthen or shorten the model year for any product for any reason, or to start and end model years at different times. All competitive claims are based on the latest information available at the time of printing and the GM Large Pickup segment.

**BUYPOWER CARD™** Now it's even easier to get into the Chevrolet of your dreams. Every purchase gives you Earnings redeemable toward part or even all of a new Chevrolet, GMC, Buick or Cadillac. Every year, enjoy 5 percent Earnings on your first \$5,000 in purchases and 2 percent unlimited Earnings after that. No expiration on Earnings and no limit on how much you can earn or redeem. Learn more at [buypowercard.com](http://buypowercard.com). YOUR CARD IS THE KEY.™



**FLEET ORDERS** Some standard content may be deleted with fleet orders. See dealer for details.

**ENGINES** Chevrolet products are equipped with engines produced by GM Powertrain or other suppliers to GM worldwide. The engines in Chevrolet products may also be used in other GM makes and models.

**CHEVROLET.COM** See more of Silverado HD on our Web site: [chevrolet.com](http://chevrolet.com). More photos and information; hot links to related subjects; convenient dealer locator; pricing guide, spec out your own vehicle. Or call 1-800-950-CHEV.

**AN IMPORTANT NOTE ABOUT ALTERATIONS AND WARRANTIES** Installations or alterations to the original equipment vehicle (or chassis) as distributed by General Motors are not covered by the General Motors New-Vehicle Limited Warranty. The special body company, assembler, equipment installer or upfitter is solely responsible for warranties on the body or equipment and any alterations (or any effect of the alterations) to any of the parts, components, systems or assemblies installed by GM. General Motors is not responsible for the safety or quality of design features, materials or workmanship of any alterations by such suppliers.

**NEW-VEHICLE LIMITED WARRANTY** All Chevrolet light-duty vehicles come with a fully transferable, non-deductible 5-year/100,000-mile (whichever comes first) Powertrain Limited Warranty. GM vehicles registered in the USA are also covered for 3 years or 36,000 miles (whichever comes first). Coverage includes tires and towing to your nearest Chevrolet dealership. Repairs will be made to correct any vehicle defect and most warranty repairs will be made at no charge. In addition, rust-through corrosion will be covered for 6 years or 100,000 miles (whichever comes first). See dealer for details. The 2015 Silverado HD also offers a 2-year/24,000-mile maintenance plan.<sup>1</sup>

**ASSEMBLY** Chevrolet vehicles and their components are assembled or produced by different operating units of General Motors, its subsidiaries or suppliers to GM worldwide. We sometimes find it necessary to produce Chevrolet vehicles with different or differently sourced components than originally scheduled. Since some options may be unavailable when your vehicle is assembled, we suggest that you verify that your vehicle includes the equipment you ordered or, if there are changes, that they are acceptable to you.

**GMMOBILITY.COM** (1-800-323-9935) GM Mobility offers financial assistance for eligible adaptive equipment to make automotive travel easier for persons with disabilities or special transportation needs. To learn more about special GM Mobility offers, visit [gmmobility.com](http://gmmobility.com).



## ACCESSORIES

Most Chevrolet parts and accessories sold and installed on a Chevrolet vehicle by a Chevrolet dealer or a Chevrolet-approved Accessory Distributor/Installer (ADI) before delivery to the customer are covered under applicable portion (Bumper-to-Bumper, Powertrain, etc.) of the New-Vehicle Limited Warranty. If Chevrolet accessories are installed after vehicle delivery, or are replaced under the New-Vehicle Limited Warranty, they will be covered, parts and labor, for the longer of the following: a) 12 months/12,000 miles (whichever comes first), or b) the balance of the applicable portion of the New-Vehicle Limited Warranty. See your dealer for details.

Some vehicles are shown with equipment from an independent partner. Chevrolet-licensed and Integrated Business Partner Accessories are covered under the accessory-specific manufacturer's warranty and are not warranted by Chevrolet or its dealers. Chevrolet is not responsible for the safety or quality of independent supplier alterations.

<sup>1</sup>Covers only scheduled oil changes with filter, single-axle or four-wheel tire rotations and 27-point inspections, according to your new vehicle's recommended maintenance schedule for up to 2 years or 24,000 miles, whichever comes first. Does not include air filters. Maximum of four service events. See participating dealer for other restrictions and complete details. <sup>2</sup>Whichever comes first. See dealer for limited warranty details. <sup>3</sup>If you subscribe after your trial period, *subscriptions are continuous until you call SiriusXM to cancel*. See SiriusXM Customer Agreement for complete terms at [siriusxm.com](http://siriusxm.com). Other fees and taxes will apply. All fees and programming subject to change. For more information about NavTraffic, visit [siriusxm.com/navtraffic](http://siriusxm.com/navtraffic). For more information about Travel Link, visit [siriusxm.com/travellink](http://siriusxm.com/travellink). XM satellite service is available only to those in the 48 contiguous USA and DC. Sirius, XM and all related marks and logos are trademarks of SiriusXM Radio, Inc.





VISIT US AT [CHEVY.COM](http://CHEVY.COM) / Share with us at: [facebook.com/chevrolet](https://facebook.com/chevrolet) [twitter.com/chevrolet](https://twitter.com/chevrolet) [youtube.com/chevrolet](https://youtube.com/chevrolet)

